

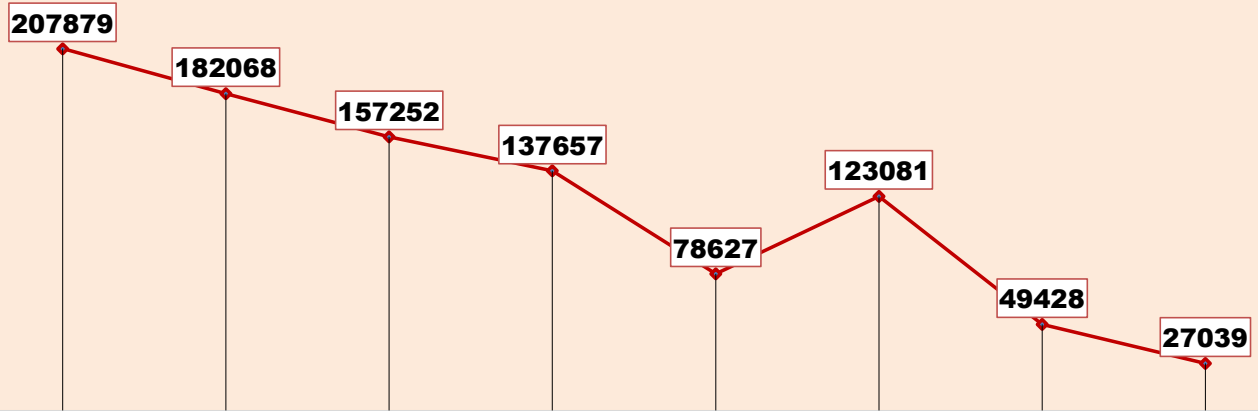


# ग्रामीण गृहनिर्माण

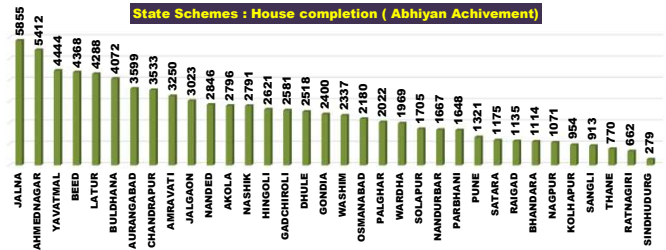
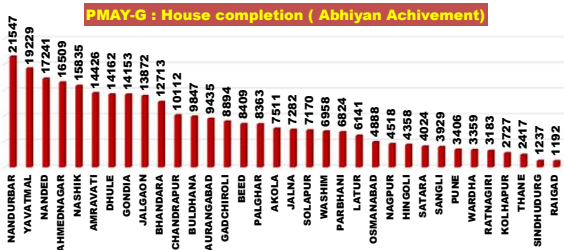
दैनिक प्रगती अहवाल : १२.०९.२०२३

प्रधानमंत्री आवास योजना ग्रामीण – मंजूरी, पूर्ण घरकुले, हप्ते वितरण, भूमिहीन, आर्थिकदृष्ट्या अपुर्ण  
राज्य पुरस्कृत ग्रामीण आवास योजना – मंजूरी, पूर्ण घरकुले, हप्ते वितरण, आर्थिकदृष्ट्या अपुर्ण

योजना	एकूण मंजूरी	दैनिक मंजूरी	एकूण पूर्ण	दैनिक पूर्ण घरकुले	दैनिक पहिला हप्ता वितरित	दैनिक दुसरा हप्ता वितरित	दैनिक तिसरा हप्ता वितरित
प्रधानमंत्री आवास योजना ग्रामीण	१३८९६३३	०	११७९३९९	३३८	०	०	०
राज्य योजना	६१९७०७	८२२	४४००२२	३५८	०	०	०
एकूण	२००९३४०	८२२	१६१९४२१	६९६	०	०	०



पहिला हप्ता मिळाल्यानंतर ३ महिने उलटूनही अपुर्ण घरकुले  
पहिला हप्ता मिळाल्यानंतर ६ महिने उलटूनही अपुर्ण घरकुले  
पहिला हप्ता मिळाल्यानंतर ९ महिने उलटूनही अपुर्ण घरकुले  
पहिला हप्ता मिळाल्यानंतर १२ महिने उलटूनही अपुर्ण घरकुले  
पहिला हप्ता मिळाल्यानंतर १८ महिने उलटूनही अपुर्ण घरकुले  
पहिला हप्ता मिळाल्यानंतर १० दिवसानंतरही दुसरा हप्ता न मिळालेली घरकुले  
दुसरा हप्ता मिळाल्यानंतर १० दिवसानंतरही तिसरा हप्ता न मिळालेली घरकुले  
तिसरा हप्ता मिळाल्यानंतर १० दिवसानंतरही अपुर्ण घरांची संख्या

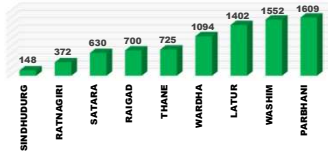


राज्य व्यवस्थापन कक्ष- ग्रामीण गृहनिर्माण

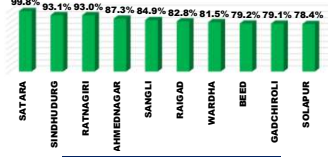
४ था मजला, दक्षिण कक्ष, सिडको भवन, सीबीडी बेलापूर, नवी मुंबई - ४०० ६१४.

# Top and Bottom Ten Districts

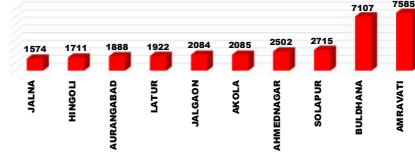
**PMAY-G Delayed Houses TOP 10 Dist.**



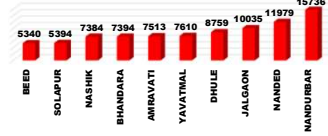
**State Schemes Sanction TOP 10 Dist.**



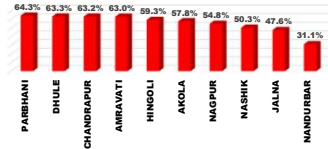
**PMAY-G Remaining 1st Installments Bottom 10 Dist.**



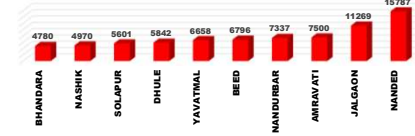
**PMAY-G Delayed Houses Bottom 10 Dist.**



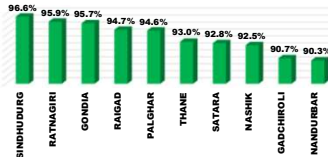
**State Schemes Sanction Bottom 10 Dist.**



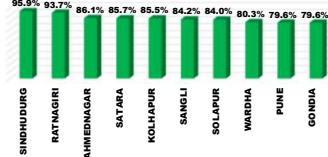
**PMAY-G Remaining 2nd Installments Bottom 10 Dist.**



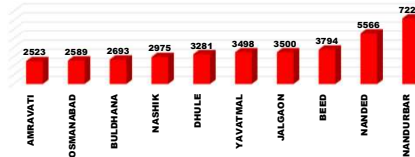
**PMAY-G Completion TOP 10 Dist.**



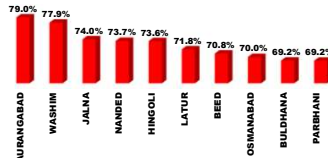
**State Schemes Completion TOP 10 Dist.**



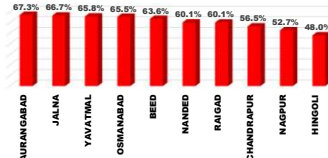
**PMAY-G Remaining 3rd Installments Bottom 10 Dist.**



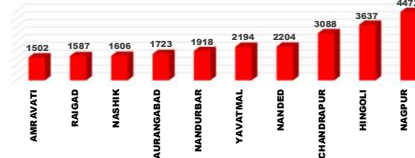
**PMAY-G Completion Bottom 10 Dist.**



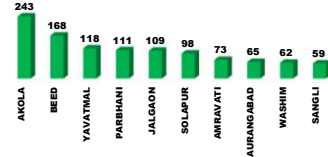
**State Schemes Completion Bottom 10 Dist.**



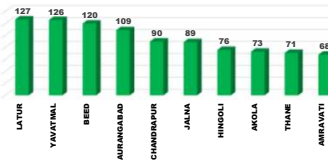
**State Schemes Remaining 1st Installments Bottom 10 Dist.**



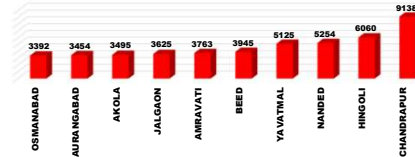
**PMAY-G Daily Completion Top 10 Dist.**



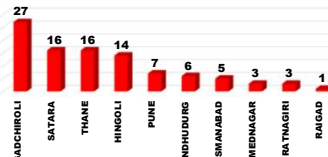
**State Schemes Daily Completion Top 10 Dist.**



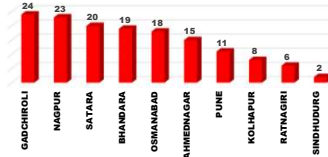
**State Schemes Remaining 2nd Installments Bottom 10 Dist.**



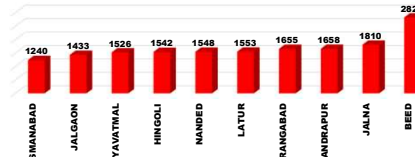
**PMAY-G Daily Completion Bottom 10 Dist.**



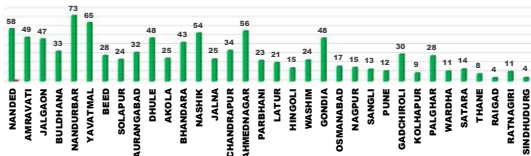
**State Schemes Daily Completion Bottom 10 Dist.**



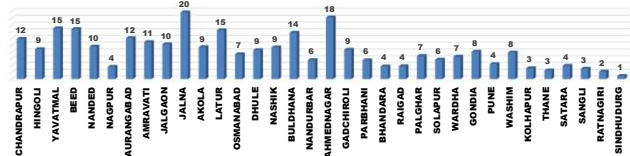
**State Schemes Remaining 3rd Installments Bottom 10 Dist.**



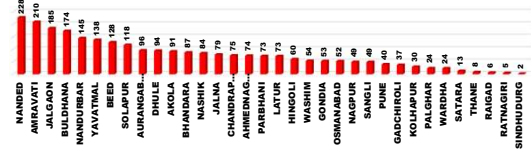
**PMAY-G : Current Pace of Completion Per Day (Abhiyan)**



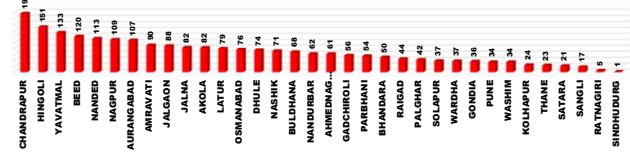
**State Schemes : Current Pace of Completion Per Day (Abhiyan)**



**PMAY-G Required Pace of Completion Per Day**



**State Schemes Required Pace of Completion Per Day**



प्रधानमंत्री आवास योजना ग्रामीण - मंजूरी (PWL+Awaas Plus)

Sr. No.	Division	Target (PWL+Awaas Plus)	11.09.2023	12.09.2023	Daily Achivement	Remaining
1	NASHIK DIV.	411635	411567	411566	0	69
2	AMRAVATI DIV.	268871	268022	267932	0	939
3	AURANGABAD DIV.	235120	234620	234606	0	514
4	NAGPUR DIV.	288089	287643	287641	0	448
5	KONKAN DIV.	69466	69454	69454	0	12
6	PUNE DIV.	119414	118499	118434	0	980
<b>Total</b>		<b>1392595</b>	<b>1389805</b>	<b>1389633</b>	<b>0</b>	<b>2962</b>

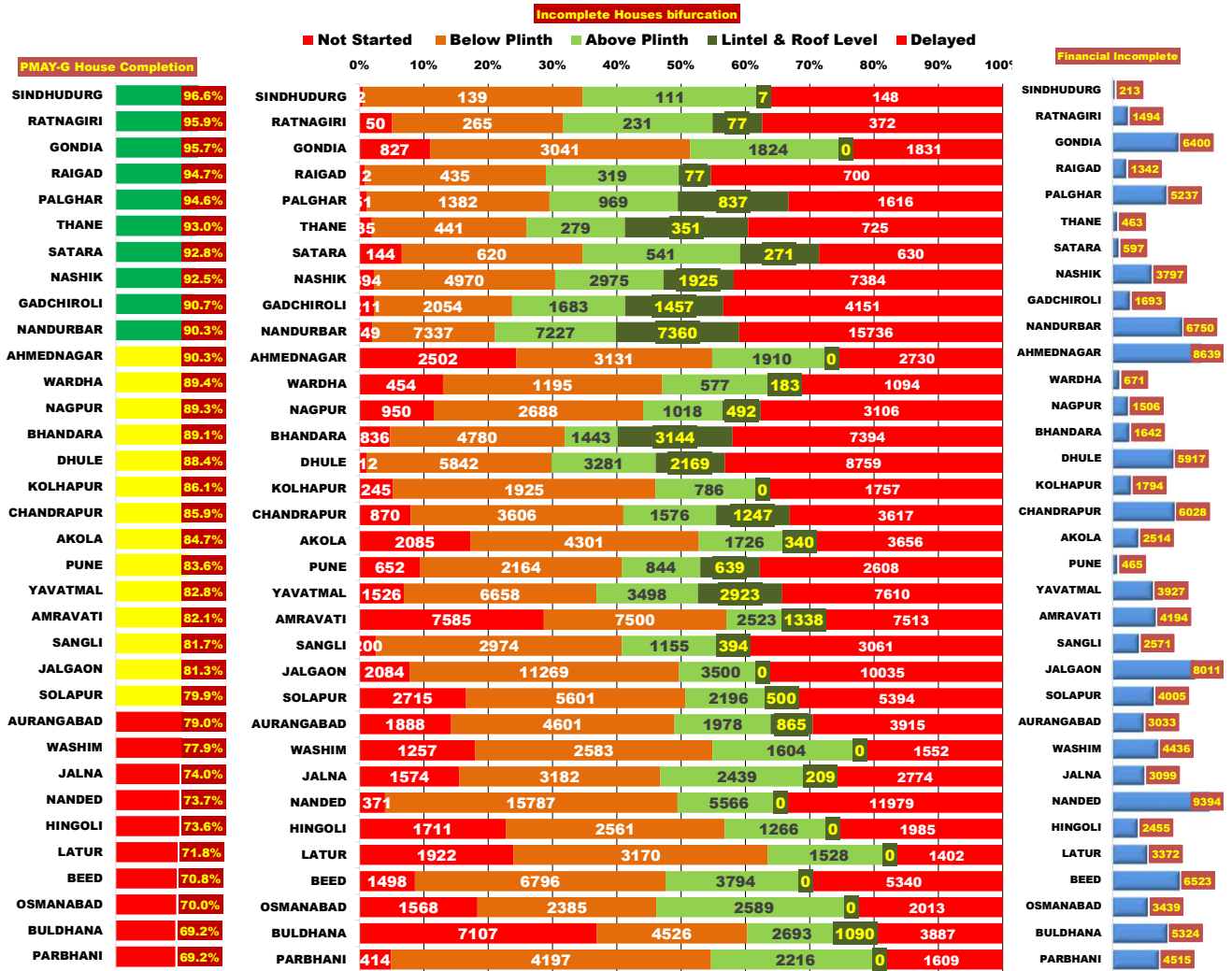
Sr. No.	District	Target (PWL+Awaas Plus)	11.09.2023	12.09.2023	Daily Achivement	Remaining
1	AHMEDNAGAR	60463	60451	60451	0	12
2	AURANGABAD	36139	36139	36139	0	0
3	BEED	34833	34797	34797	0	36
4	BULDHANA	44667	44619	44619	0	48
5	DHULE	64639	64634	64634	0	5
6	GADCHIROLI	31617	31617	31617	0	0
7	GONDIA	95895	95895	95895	0	0
8	HINGOLI	18083	18083	18083	0	0
9	JALGAON	78446	78424	78424	0	22
10	JALNA	24023	24023	24023	0	0
11	LATUR	20368	20368	20368	0	0
12	NAGPUR	36474	36302	36302	0	172
13	NANDURBAR	118784	118760	118760	0	24
14	PALGHAR	35188	35188	35188	0	0
15	PUNE	19276	19165	19165	0	111
16	RAIGAD	9819	9819	9819	0	0
17	RATNAGIRI	9791	9789	9789	0	2
18	SANGLI	21342	21280	21280	0	62
19	SATARA	14494	14437	14437	0	57
20	SINDHUDURG	5096	5086	5086	0	10
21	THANE	9572	9572	9572	0	0
22	WARDHA	17861	17775	17775	0	86
23	WASHIM	19363	19221	19221	0	142
24	YAVATMAL	63815	63599	63599	0	216
25	BHANDARA	63808	63637	63636	-1	172
26	CHANDRAPUR	42434	42417	42416	-1	18
27	NANDED	68729	68609	68608	-1	121
28	NASHIK	89303	89298	89297	-1	6
29	OSMANABAD	14142	13807	13806	-1	336
30	PARBHANI	18803	18794	18782	-12	21
31	AMRAVATI	92905	92666	92653	-13	252
32	KOLHAPUR	17195	17184	17164	-20	31
33	SOLAPUR	47107	46433	46388	-45	719
34	AKOLA	48121	47917	47840	-77	281
<b>Total</b>		<b>1392595</b>	<b>1389805</b>	<b>1389633</b>	<b>0</b>	<b>2962</b>

प्रधानमंत्री आवास योजना - ग्रामीण : भूमिहीन लाभार्थी अहवाल

Sr. No.	District	Google Sheet Report			AwaasSoft Report			
		Total Landless	Provided land	Remaining	Landless beneficiaries tagged in AwaasSoft	Landless beneficiaries provided land	Remaining Landless	Remaining Tag (provided land)
1	DHULE	18	18	0	18	18	0	0
2	GADCHIROLI	9	9	0	9	9	0	0
3	GONDIA	2450	2450	0	2457	2329	128	121
4	KOLHAPUR	257	257	0	246	228	18	29
5	NANDURBAR	0	0	0	0	0	0	0
6	PALGHAR	11	11	0	11	11	0	0
7	RAIGAD	6	6	0	6	6	0	0
8	RATNAGIRI	23	23	0	23	23	0	0
9	SINDHUDURG	420	420	0	416	416	0	4
10	NANDED	354	322	32	369	263	106	59
11	THANE	112	80	32	118	60	58	20
12	BEED	212	125	87	361	66	295	59
13	SATARA	812	714	98	820	629	191	85
14	SANGLI	324	216	108	333	142	191	74
15	NASHIK	1697	1499	198	1680	1162	518	337
16	PARBHANI	307	63	244	291	54	237	9
17	WARDHA	2191	1859	332	2300	1797	503	62
18	PUNE	2069	1603	466	2057	867	1190	736
19	CHANDRAPUR	2403	1934	469	2496	1615	881	319
20	BHANDARA	4840	4176	664	4841	4305	536	-129
21	NAGPUR	4459	3787	672	4458	3531	927	256
22	HINGOLI	1713	796	917	1713	466	1247	330
23	JALNA	1359	406	953	1374	85	1289	321
24	LATUR	2193	1155	1038	2258	815	1443	340
25	JALGAON	22530	21460	1070	22575	20900	1675	560
26	WASHIM	2813	1685	1128	2750	1484	1266	201
27	OSMANABAD	2164	940	1224	2086	102	1984	838
28	YAVATMAL	3066	1788	1278	3201	1775	1426	13
29	AKOLA	6861	5410	1451	6737	5310	1427	100
30	AURANGABAD	3266	1700	1566	3155	1805	1350	-105
31	AHMEDNAGAR	7588	5242	2346	7800	5116	2684	126
32	SOLAPUR	6458	3961	2497	5926	3953	1973	8
33	BULDHANA	15352	9268	6084	15685	9148	6537	120
34	AMRAVATI	20601	13785	6816	20319	13259	7060	526
	<b>Total</b>	<b>118938</b>	<b>87168</b>	<b>31770</b>	<b>118889</b>	<b>81749</b>	<b>37140</b>	<b>5653</b>

## प्रधानमंत्री आवास योजना ग्रामीण - पूर्ण घरकूले

Sr. No.	Division	Sanction	11.09.2023	12.09.2023	Daily Achivement	Remaining	Completed & verified	Remaining verified
1	AURANGABAD DIV.	234606	172139	172242	103	62364	162435	9807
2	AMRAVATI DIV.	267932	215128	215222	94	52710	205929	9293
3	NASHIK DIV.	411566	365439	365505	66	46061	344031	21474
4	PUNE DIV.	118434	98678	98716	38	19718	94198	4518
5	NAGPUR DIV.	287641	261877	261908	31	25733	252487	9421
6	KONKAN DIV.	69454	65800	65806	6	3648	63408	2398
<b>Total</b>		<b>1389633</b>	<b>1179061</b>	<b>1179399</b>	<b>338</b>	<b>210234</b>	<b>1122488</b>	<b>56911</b>



प्रधानमंत्री आवास योजना ग्रामीण - पूर्ण घरकूले

Sr. No.	District	Sanction	11.09.2023	12.09.2023	Daily Achivement	Remaining	Completed & verified	Remaining verified
1	YAVATMAL	63599	52637	52682	45	10917	49078	3604
2	NANDED	68608	50551	50583	32	18025	48309	2274
3	BEED	34797	24637	24663	26	10134	22887	1776
4	JALGAON	78424	63790	63813	23	14611	61877	1936
5	SOLAPUR	46388	37078	37098	20	9290	35451	1647
6	BHANDARA	63636	56725	56744	19	6892	53486	3258
7	BULDHANA	44619	30868	30885	17	13734	29228	1657
8	NANDURBAR	118760	107277	107294	17	11466	96156	11138
9	DHULE	64634	57157	57173	16	7461	53187	3986
10	WASHIM	19221	14964	14980	16	4241	14397	583
11	PARBHANI	18782	12997	13010	13	5772	12440	570
12	AURANGABAD	36139	28567	28579	12	7560	26826	1753
13	OSMANABAD	13806	9668	9680	12	4126	8440	1240
14	KOLHAPUR	17164	14789	14799	10	2365	14450	349
15	NASHIK	89297	82626	82636	10	6661	79077	3559
16	AMRAVATI	92653	76051	76060	9	16593	73737	2323
17	SANGLI	21280	17396	17404	8	3876	16570	834
18	AKOLA	47840	40608	40615	7	7225	39489	1126
19	GONDIA	95895	91731	91736	5	4159	91125	611
20	RAIGAD	9819	9302	9307	5	512	8991	316
21	CHANDRAPUR	42416	36451	36455	4	5961	35125	1330
22	LATUR	20368	14615	14619	4	5749	14132	487
23	HINGOLI	18083	13316	13318	2	4765	12780	538
24	JALNA	24023	17788	17790	2	6233	16621	1169
25	NAGPUR	36302	32411	32413	2	3889	31158	1255
26	PALGHAR	35188	33294	33295	1	1893	31957	1338
27	WARDHA	17775	15898	15899	1	1876	15368	531
28	AHMEDNAGAR	60451	54589	54589	0	5862	53734	855
29	GADCHIROLI	31617	28661	28661	0	2956	26225	2436
30	PUNE	19165	16016	16016	0	3149	14866	1150
31	RATNAGIRI	9789	9387	9387	0	402	9167	220
32	SATARA	14437	13399	13399	0	1038	12861	538
33	SINDHUDURG	5086	4914	4914	0	172	4827	87
34	THANE	9572	8903	8903	0	669	8466	437
<b>Total</b>		<b>1389633</b>	<b>1179061</b>	<b>1179399</b>	<b>338</b>	<b>210234</b>	<b>1122488</b>	<b>56911</b>

राज्यपुरस्कृत आवास योजना ग्रामीण - मंजूरी

Sr. No.	Division	Target	11.09.2023	12.09.2023	Daily Achivement	Sanction %	Remaining	Sanction State Rank
1	NAGPUR DIV.	164085	112917	113481	564	69.2%	50604	3
2	AMRAVATI DIV.	157798	105113	105246	133	66.7%	52552	4
3	AURANGABAD DIV.	273086	179240	179354	114	65.7%	93732	6
4	NASHIK DIV.	207115	121628	121639	11	58.7%	85476	5
5	KONKAN DIV.	44680	35333	35333	0	79.1%	9347	1
6	PUNE DIV.	79398	64654	64654	0	81.4%	14744	2
<b>Total</b>		<b>926162</b>	<b>618885</b>	<b>619707</b>	<b>822</b>	<b>66.9%</b>	<b>306455</b>	

Sr. No.	District	Target	11.09.2023	12.09.2023	Daily Achivement	Sanction %	Remaining	Sanction State Rank
1	WARDHA	14707	11982	12526	544	85.2%	2181	6
2	AKOLA	34781	20090	20212	122	58.1%	14569	28
3	AURANGABAD	36954	25504	25616	112	69.3%	11338	24
4	CHANDRAPUR	54555	35671	35691	20	65.4%	18864	31
5	AMRAVATI	36242	22838	22849	11	63.0%	13393	27
6	NANDURBAR	51420	15993	15999	6	31.1%	35421	34
7	DHULE	31410	19869	19873	4	63.3%	11537	25
8	PARBHANI	29060	18556	18558	2	63.9%	10502	22
9	NASHIK	49930	25114	25115	1	50.3%	24815	33
10	AHMEDNAGAR	39938	34881	34881	0	87.3%	5057	14
11	BEED	33057	26173	26173	0	79.2%	6884	18
12	BHANDARA	22211	16828	16828	0	75.8%	5383	16
13	BULDHANA	28967	20453	20453	0	70.6%	8514	19
14	GADCHIROLI	20609	16299	16299	0	79.1%	4310	10
15	GONDIA	18712	13886	13886	0	74.2%	4826	12
16	HINGOLI	38798	23021	23021	0	59.3%	15777	30
17	JALGAON	34417	25771	25771	0	74.9%	8646	20
18	JALNA	41057	19538	19538	0	47.6%	21519	32
19	KOLHAPUR	16830	12905	12905	0	76.7%	3925	8
20	LATUR	35747	26761	26761	0	74.9%	8986	21
21	NAGPUR	33291	18251	18251	0	54.8%	15040	29
22	NANDED	34410	22338	22338	0	64.9%	12072	26
23	OSMANABAD	24003	17349	17349	0	72.3%	6654	17
24	PALGHAR	16073	11748	11748	0	73.1%	4325	11
25	PUNE	17336	13146	13146	0	75.8%	4190	9
26	RAIGAD	10569	8749	8749	0	82.8%	1820	5
27	RATNAGIRI	7197	6690	6690	0	93.0%	507	3
28	SANGLI	10132	8604	8604	0	84.9%	1528	4
29	SATARA	11532	11514	11514	0	99.8%	18	1
30	SINDHUDURG	2267	2110	2110	0	93.1%	157	2
31	SOLAPUR	23568	18485	18485	0	78.4%	5083	15
32	THANE	8574	6036	6036	0	70.4%	2538	7
33	WASHIM	15828	10986	10986	0	69.4%	4842	13
34	YAVATMAL	41980	30746	30746	0	73.2%	11234	23
<b>Total</b>		<b>926162</b>	<b>618885</b>	<b>619707</b>	<b>822</b>	<b>66.9%</b>	<b>306455</b>	



राज्यपुरस्कृत आवास योजना ग्रामीण - प्रलंबीत मंजूरी

Sr. No.	Division	रमाई आवास योजना	शबरी आवास योजना	आदीम आवास योजना	पारधी आवास योजना	य.च.मु.व योजना	पुण्यश्लोक अहिल्यादेवी होळकर घरकुल योजना	एकूण
1	KONKAN DIV.	1469	7828	25	3	22	0	9347
2	PUNE DIV.	10907	3598	4	55	20	160	14744
3	NAGPUR DIV.	27249	21589	118	2	1630	16	50604
4	AMRAVATI DIV.	31957	19559	145	9	875	7	52552
5	NASHIK DIV.	21473	63893	61	19	1	29	85476
6	AURANGABAD DIV.	61693	27093	238	26	3796	886	93732
	<b>Total</b>	<b>154748</b>	<b>143560</b>	<b>591</b>	<b>114</b>	<b>6344</b>	<b>1098</b>	<b>306455</b>

Sr. No.	District	रमाई आवास योजना	शबरी आवास योजना	आदीम आवास योजना	पारधी आवास योजना	य.च.मु.व योजना	पुण्यश्लोक अहिल्यादेवी होळकर घरकुल योजना	एकूण
1	SATARA	18	0	0	0	0	0	18
2	SINDHUDURG	127	14	16	0	0	0	157
3	RATNAGIRI	400	84	0	1	22	0	507
4	SANGLI	1486	30	0	12	0	0	1528
5	RAIGAD	522	1296	0	2	0	0	1820
6	WARDHA	587	1571	23	0	0	0	2181
7	THANE	321	2211	6	0	0	0	2538
8	KOLHAPUR	3730	35	0	0	0	160	3925
9	PUNE	860	3292	4	14	20	0	4190
10	GADCHIROLI	1080	3204	26	0	0	0	4310
11	PALGHAR	99	4223	3	0	0	0	4325
12	GONDIA	3233	1578	0	0	0	15	4826
13	WASHIM	3626	1216	0	0	0	0	4842
14	AHMEDNAGAR	2653	2404	0	0	0	0	5057
15	SOLAPUR	4813	241	0	29	0	0	5083
16	BHANDARA	3871	1446	0	0	65	1	5383
17	OSMANABAD	5009	264	0	0	1381	0	6654
18	BEED	5580	1298	0	6	0	0	6884
19	BULDHANA	5765	2742	0	0	0	7	8514
20	JALGAON	3600	5014	0	3	0	29	8646
21	LATUR	7149	933	0	4	67	833	8986
22	PARBHANI	7664	2548	0	0	242	48	10502
23	YAVATMAL	5759	4617	145	1	712	0	11234
24	AURANGABAD	7153	4179	0	6	0	0	11338
25	DHULE	3860	7676	0	0	1	0	11537
26	NANDED	5209	6617	238	8	0	0	12072
27	AMRAVATI	5251	7972	0	7	163	0	13393
28	AKOLA	11556	3012	0	1	0	0	14569
29	NAGPUR	12086	2950	0	0	4	0	15040
30	HINGOLI	6950	8827	0	0	0	0	15777
31	CHANDRAPUR	6392	10840	69	2	1561	0	18864
32	JALNA	16979	2427	0	2	2106	5	21519
33	NASHIK	10413	14335	61	6	0	0	24815
34	NANDURBAR	947	34464	0	10	0	0	35421
	<b>Total</b>	<b>154748</b>	<b>143560</b>	<b>591</b>	<b>114</b>	<b>6344</b>	<b>1098</b>	<b>306455</b>



राज्यपुरस्कृत आवास योजना ग्रामीण - पूर्ण घरकूले

Sr. No.	Division	Sanction	11.09.2023	12.09.2023	Daily Achivement	Completion %	Remaining	To be Completed in Per Day till 30.11.23
1	AURANGABAD DIV.	179354	117511	117632	121	65.6%	61722	781
2	NASHIK DIV.	121639	93468	93557	89	76.9%	28082	355
3	AMRAVATI DIV.	105246	73097	73154	57	69.5%	32092	406
4	NAGPUR DIV.	113481	75213	75258	45	66.3%	38223	484
5	KONKAN DIV.	35333	26242	26265	23	74.3%	9068	115
6	PUNE DIV.	64654	54133	54156	23	83.8%	10498	133
	<b>Total</b>	<b>619707</b>	<b>439664</b>	<b>440022</b>	<b>358</b>	<b>71.0%</b>	<b>179685</b>	<b>2274</b>

Sr. No.	District	Sanction	11.09.2023	12.09.2023	Daily Achivement	Completion %	Remaining	To be Completed in Per Day till 30.11.23
1	BEED	26173	16651	16685	34	63.7%	9488	120
2	DHULE	19873	14007	14041	34	70.7%	5832	74
3	JALGAON	25771	18788	18821	33	73.0%	6950	88
4	YAVATMAL	30746	20242	20265	23	65.9%	10481	133
5	HINGOLI	23021	11043	11060	17	48.0%	11961	151
6	PALGHAR	11748	8452	8469	17	72.1%	3279	42
7	AKOLA	20212	13730	13745	15	68.0%	6467	82
8	NANDED	22338	13435	13450	15	60.2%	8888	113
9	LATUR	26761	20518	20531	13	76.7%	6230	79
10	PARBHANI	18558	14296	14308	12	77.1%	4250	54
11	AURANGABAD	25616	17172	17183	11	67.1%	8433	107
12	GONDIA	13886	11050	11061	11	79.7%	2825	36
13	CHANDRAPUR	35691	20138	20148	10	56.5%	15543	197
14	JALNA	19538	13024	13034	10	66.7%	6504	82
15	NAGPUR	18251	9627	9637	10	52.8%	8614	109
16	NASHIK	25115	19503	19513	10	77.7%	5602	71
17	OSMANABAD	17349	11372	11381	9	65.6%	5968	76
18	AMRAVATI	22849	15711	15718	7	68.8%	7131	90
19	BULDHANA	20453	15098	15105	7	73.9%	5348	68
20	KOLHAPUR	12905	11033	11040	7	85.5%	1865	24
21	SOLAPUR	18485	15521	15528	7	84.0%	2957	37
22	AHMEDNAGAR	34881	30038	30044	6	86.1%	4837	61
23	NANDURBAR	15999	11132	11138	6	69.6%	4861	62
24	WARDHA	12526	9623	9629	6	76.9%	2897	37
25	GADCHIROLI	16299	11890	11895	5	73.0%	4404	56
26	PUNE	13146	10470	10475	5	79.7%	2671	34
27	WASHIM	10986	8316	8321	5	75.7%	2665	34
28	SANGLI	8604	7243	7247	4	84.2%	1357	17
29	BHANDARA	16828	12885	12888	3	76.6%	3940	50
30	RAIGAD	8749	5255	5258	3	60.1%	3491	44
31	RATNAGIRI	6690	6271	6273	2	93.8%	417	5
32	THANE	6036	4241	4242	1	70.3%	1794	23
33	SATARA	11514	9866	9866	0	85.7%	1648	21
34	SINDHUDURG	2110	2023	2023	0	95.9%	87	1
	<b>Total</b>	<b>619707</b>	<b>439664</b>	<b>440022</b>	<b>358</b>	<b>71.0%</b>	<b>179685</b>	<b>2274</b>

## राज्य योजना अपूर्ण घरकुले

Sr. No.	Division	रमाई आवास योजना	शहरी आवास योजना	आदीम आवास योजना	पारधी आवास योजना	य.च.मु.व योजना	पुण्यश्लोक अहिल्यादेवी होळकर घरकुल योजना	एकूण
1	KONKAN DIV.	1014	7556	478	0	8	12	9068
2	PUNE DIV.	9016	953	56	57	51	365	10498
3	NASHIK DIV.	11613	16081	25	122	78	163	28082
4	AMRAVATI DIV.	16852	11210	2185	199	1565	81	32092
5	NAGPUR DIV.	11160	21262	768	23	4989	21	38223
6	AURANGABAD DIV.	51584	9265	45	63	463	302	61722
	<b>Total</b>	<b>101239</b>	<b>66327</b>	<b>3557</b>	<b>464</b>	<b>7154</b>	<b>944</b>	<b>179685</b>

Sr. No.	District	रमाई आवास योजना	शहरी आवास योजना	आदीम आवास योजना	पारधी आवास योजना	य.च.मु.व योजना	पुण्यश्लोक अहिल्यादेवी होळकर घरकुल योजना	एकूण
1	SINDHUDURG	86	1	0	0	0	0	87
2	RATNAGIRI	384	21	4	0	8	0	417
3	AHMEDNAGAR	2606	2195	0	16	20	0	4837
4	SATARA	1579	38	0	0	31	0	1648
5	KOLHAPUR	1469	12	0	0	19	365	1865
6	SANGLI	1346	7	0	4	0	0	1357
7	SOLAPUR	2871	77	0	8	1	0	2957
8	PUNE	1751	819	56	45	0	0	2671
9	GONDIA	1392	1433	0	0	0	0	2825
10	NASHIK	2529	3019	25	29	0	0	5602
11	PARBHANI	3166	680	0	0	202	202	4250
12	WARDHA	1447	1224	225	1	0	0	2897
13	LATUR	6101	129	0	0	0	0	6230
14	BHANDARA	1526	1195	0	0	1198	21	3940
15	WASHIM	1722	939	0	2	0	2	2665
16	BULDHANA	4771	481	0	17	0	79	5348
17	JALGAON	3263	3460	0	64	0	163	6950
18	GADCHIROLI	1352	2764	288	0	0	0	4404
19	PALGHAR	65	3097	117	0	0	0	3279
20	DHULE	2235	3526	0	13	58	0	5832
21	THANE	249	1347	198	0	0	0	1794
22	NANDURBAR	980	3881	0	0	0	0	4861
23	AMRAVATI	3389	3583	0	28	131	0	7131
24	AKOLA	4684	1748	0	35	0	0	6467
25	AURANGABAD	7043	1383	0	7	0	0	8433
26	JALNA	6208	72	0	7	117	100	6504
27	YAVATMAL	2286	4459	2185	117	1434	0	10481
28	OSMANABAD	5707	76	0	41	144	0	5968
29	BEED	9011	469	0	8	0	0	9488
30	NANDED	8411	432	45	0	0	0	8888
31	RAIGAD	230	3090	159	0	0	12	3491
32	CHANDRAPUR	4605	6883	255	16	3784	0	15543
33	NAGPUR	838	7763	0	6	7	0	8614
34	HINGOLI	5937	6024	0	0	0	0	11961
	<b>Total</b>	<b>101239</b>	<b>66327</b>	<b>3557</b>	<b>464</b>	<b>7154</b>	<b>944</b>	<b>179685</b>

प्रधानमंत्री आवास योजना ग्रामीण - हप्ते वितरण

Sr. No.	Division	1st Installment (Daily Achivement)	1st Installment Remaining	2nd Installment (Daily Achivement)	2nd Installment Remaining	3rd Installment (Daily Achivement)	3rd Installment Remaining
1	NASHIK DIV.	0	5940	0	32549	0	18893
2	AMRAVATI DIV.	0	19470	0	25568	0	12044
3	AURANGABAD DIV.	0	11932	0	42679	0	21376
4	NAGPUR DIV.	0	4146	0	17364	0	8121
5	KONKAN DIV.	0	150	0	2662	0	1909
6	PUNE DIV.	0	3891	0	13284	0	5522
	<b>Total</b>	<b>0</b>	<b>45529</b>	<b>0</b>	<b>134106</b>	<b>0</b>	<b>67865</b>

Sr. No.	District	1st Installment (Daily Achivement)	1st Installment Remaining	2nd Installment (Daily Achivement)	2nd Installment Remaining	3rd Installment (Daily Achivement)	3rd Installment Remaining
1	AHMEDNAGAR	0	2502	0	3131	0	1910
2	AKOLA	0	2008	0	4301	0	1726
3	AMRAVATI	0	7572	0	7500	0	2523
4	AURANGABAD	0	1888	0	4601	0	1978
5	BEED	0	1498	0	6796	0	3794
6	BHANDARA	0	835	0	4780	0	1443
7	BULDHANA	0	7107	0	4526	0	2693
8	CHANDRAPUR	0	869	0	3606	0	1576
9	DHULE	0	212	0	5842	0	3281
10	GADCHIROLI	0	211	0	2054	0	1683
11	GONDIA	0	827	0	3041	0	1824
12	HINGOLI	0	1711	0	2561	0	1266
13	JALGAON	0	2084	0	11269	0	3500
14	JALNA	0	1574	0	3182	0	2439
15	KOLHAPUR	0	225	0	1925	0	786
16	LATUR	0	1922	0	3170	0	1528
17	NAGPUR	0	950	0	2688	0	1018
18	NANDED	0	1370	0	15787	0	5566
19	NANDURBAR	0	749	0	7337	0	7227
20	NASHIK	0	393	0	4970	0	2975
21	OSMANABAD	0	1567	0	2385	0	2589
22	PALGHAR	0	51	0	1382	0	969
23	PARBHANI	0	402	0	4197	0	2216
24	PUNE	0	652	0	2164	0	844
25	RAIGAD	0	12	0	435	0	319
26	RATNAGIRI	0	50	0	265	0	231
27	SANGLI	0	200	0	2974	0	1155
28	SATARA	0	144	0	620	0	541
29	SINDHUDURG	0	2	0	139	0	111
30	SOLAPUR	0	2670	0	5601	0	2196
31	THANE	0	35	0	441	0	279
32	WARDHA	0	454	0	1195	0	577
33	WASHIM	0	1257	0	2583	0	1604
34	YAVATMAL	0	1526	0	6658	0	3498
	<b>Total</b>	<b>0</b>	<b>45529</b>	<b>0</b>	<b>134106</b>	<b>0</b>	<b>67865</b>

राज्यपुरस्कृत आवास योजना ग्रामीण - हप्ते वितरण

Sr. No.	Division	1st Installment (Daily Achivement)	1st Installment Remaining	2nd Installment (Daily Achivement)	2nd Installment Remaining	3rd Installment (Daily Achivement)	3rd Installment Remaining
1	NASHIK DIV.	0	5842	0	11539	0	5496
2	AMRAVATI DIV.	0	5528	0	15587	0	4953
3	AURANGABAD DIV.	0	12734	0	29749	0	13117
4	NAGPUR DIV.	0	11155	0	18041	0	4195
5	KONKAN DIV.	0	2840	0	3083	0	1253
6	PUNE DIV.	0	2290	0	4508	0	1723
	<b>Total</b>	<b>0</b>	<b>40389</b>	<b>0</b>	<b>82507</b>	<b>0</b>	<b>30737</b>

Sr. No.	District	1st Installment (Daily Achivement)	1st Installment Remaining	2nd Installment (Daily Achivement)	2nd Installment Remaining	3rd Installment (Daily Achivement)	3rd Installment Remaining
1	AHMEDNAGAR	0	572	0	2785	0	1214
2	AKOLA	0	927	0	3495	0	960
3	AMRAVATI	0	1513	0	3763	0	745
4	AURANGABAD	0	1835	0	3454	0	1655
5	BEED	0	1230	0	3945	0	2826
6	BHANDARA	0	875	0	1737	0	357
7	BULDHANA	0	441	0	1745	0	1049
8	CHANDRAPUR	0	3108	0	9138	0	1658
9	DHULE	0	804	0	2469	0	1188
10	GADCHIROLI	0	850	0	1513	0	1026
11	GONDIA	0	477	0	1379	0	534
12	HINGOLI	0	3637	0	6060	0	1542
13	JALGAON	0	935	0	3625	0	1433
14	JALNA	0	894	0	2368	0	1810
15	KOLHAPUR	0	511	0	962	0	241
16	LATUR	0	972	0	2771	0	1553
17	NAGPUR	0	4472	0	3329	0	369
18	NANDED	0	2204	0	5254	0	1548
19	NANDURBAR	0	1924	0	710	0	828
20	NASHIK	0	1607	0	1950	0	833
21	OSMANABAD	0	1211	0	3392	0	1240
22	PALGHAR	0	114	0	1631	0	565
23	PARBHANI	0	751	0	2505	0	943
24	PUNE	0	334	0	1058	0	463
25	RAIGAD	0	1587	0	1022	0	435
26	RATNAGIRI	0	42	0	115	0	81
27	SANGLI	0	198	0	638	0	271
28	SATARA	0	696	0	513	0	187
29	SINDHUDURG	0	4	0	53	0	18
30	SOLAPUR	0	551	0	1337	0	561
31	THANE	0	1093	0	262	0	154
32	WARDHA	0	1373	0	945	0	251
33	WASHIM	0	453	0	1459	0	673
34	YAVATMAL	0	2194	0	5125	0	1526
	<b>Total</b>	<b>0</b>	<b>40389</b>	<b>0</b>	<b>82507</b>	<b>0</b>	<b>30737</b>

राज्य योजना: पहिला हप्ता प्रलंबीत

Sr. No.	Division	रमाई आवास योजना	शबरी आवास योजना	आदीम आवास योजना	पारधी आवास योजना	य.च.मु.व योजना	पुण्यश्लोक अहिल्यादेवी होळकर घरकुल योजना	एकूण
1	KONKAN DIV.	108	2705	27	0	0	0	2840
2	PUNE DIV.	1915	206	7	15	7	140	2290
3	NASHIK DIV.	584	5097	0	6	78	77	5842
4	AMRAVATI DIV.	1069	2868	237	20	1326	8	5528
5	NAGPUR DIV.	1655	7110	202	2	2169	17	11155
6	AURANGABAD DIV.	9067	3190	13	21	235	208	12734
	<b>Total</b>	<b>14398</b>	<b>21176</b>	<b>486</b>	<b>64</b>	<b>3815</b>	<b>450</b>	<b>40389</b>

Sr. No.	District	रमाई आवास योजना	शबरी आवास योजना	आदीम आवास योजना	पारधी आवास योजना	य.च.मु.व योजना	पुण्यश्लोक अहिल्यादेवी होळकर घरकुल योजना	एकूण
1	SINDHUDURG	4	0	0	0	0	0	4
2	RATNAGIRI	41	1	0	0	0	0	42
3	AHMEDNAGAR	160	390	0	2	20	0	572
4	SATARA	677	14	0	0	5	0	696
5	KOLHAPUR	359	10	0	0	2	140	511
6	SANGLI	194	4	0	0	0	0	198
7	SOLAPUR	540	10	0	1	0	0	551
8	PUNE	145	168	7	14	0	0	334
9	GONDIA	220	257	0	0	0	0	477
10	NASHIK	90	1517	0	0	0	0	1607
11	PARBHANI	223	197	0	0	129	202	751
12	WARDHA	552	691	130	0	0	0	1373
13	LATUR	953	19	0	0	0	0	972
14	BHANDARA	252	103	0	0	503	17	875
15	WASHIM	140	313	0	0	0	0	453
16	BULDHANA	268	165	0	0	0	8	441
17	JALGAON	265	589	0	4	0	77	935
18	GADCHIROLI	161	655	34	0	0	0	850
19	PALGHAR	2	109	3	0	0	0	114
20	DHULE	53	693	0	0	58	0	804
21	THANE	26	1052	15	0	0	0	1093
22	NANDURBAR	16	1908	0	0	0	0	1924
23	AMRAVATI	302	1188	0	3	20	0	1513
24	AKOLA	352	573	0	2	0	0	927
25	AURANGABAD	1381	451	0	3	0	0	1835
26	JALNA	814	6	0	1	67	6	894
27	YAVATMAL	7	629	237	15	1306	0	2194
28	OSMANABAD	1159	2	0	11	39	0	1211
29	BEED	1069	155	0	6	0	0	1230
30	NANDED	2081	110	13	0	0	0	2204
31	RAIGAD	35	1543	9	0	0	0	1587
32	CHANDRAPUR	389	1014	38	1	1666	0	3108
33	NAGPUR	81	4390	0	1	0	0	4472
34	HINGOLI	1387	2250	0	0	0	0	3637
	<b>Total</b>	<b>14398</b>	<b>21176</b>	<b>486</b>	<b>64</b>	<b>3815</b>	<b>450</b>	<b>40389</b>

## प्रधानमंत्री आवास योजना ग्रामीण - Delayed Houses

■ पहिला हप्ता मिळाल्यानंतर १२ महिने उलटूनही अपूर्ण घरकुले
 ■ पहिला हप्ता मिळाल्यानंतर १८ महिने उलटूनही अपूर्ण घरकुले
 ■ पहिला हप्ता मिळाल्यानंतर १० दिवसानंतरही दुसरा हप्ता न मिळालेले घरकुले
 ■ दुसरा हप्ता मिळाल्यानंतर १० दिवसानंतरही तिसरा हप्ता न मिळालेले घरकुले
 ■ तिसरा हप्ता मिळाल्यानंतर १० दिवसानंतरही अपूर्ण घरांची संख्या

जिल्हा	पहिला हप्ता मिळाल्यानंतर १२ महिने उलटूनही अपूर्ण घरकुले	पहिला हप्ता मिळाल्यानंतर १८ महिने उलटूनही अपूर्ण घरकुले	पहिला हप्ता मिळाल्यानंतर १० दिवसानंतरही दुसरा हप्ता न मिळालेले घरकुले	दुसरा हप्ता मिळाल्यानंतर १० दिवसानंतरही तिसरा हप्ता न मिळालेले घरकुले	तिसरा हप्ता मिळाल्यानंतर १० दिवसानंतरही अपूर्ण घरांची संख्या
AHMEDNAGAR	2728	1538	3018	1635	34
AKOLA	3632	2859	3549	1059	395
AMRAVATI	7500	5052	6836	1766	1155
AURANGABAD	3904	2052	4301	1417	729
BEED	5333	1774	5878	2225	574
BHANDARA	7349	4316	4061	1017	2595
BULDHANA	3879	1917	4108	1585	929
CHANDRAPUR	3614	1818	3153	1080	847
DHULE	8719	3834	5545	2568	1802
GADCHIROLI	4140	2402	1999	1421	1330
GONDIA	1827	1494	2832	1416	228
HINGOLI	1983	634	2388	820	167
JALGAON	10008	6244	10673	2462	614
JALNA	2774	1002	2968	1665	451
KOLHAPUR	1742	816	1705	580	134
LATUR	1398	640	3083	900	110
NAGPUR	3103	2253	2489	826	636
NANDED	11950	8212	15019	3612	405
NANDURBAR	15690	9823	7108	6004	6426
NASHIK	7360	4037	4601	2445	1764
OSMANABAD	1999	550	1577	2335	10
PALGHAR	1613	537	1293	849	906
PARBHANI	1608	668	3890	1362	124
PUNE	2608	1693	1904	711	630
RAIGAD	691	421	421	278	162
RATNAGIRI	371	34	253	198	144
SANGLI	3050	1998	2755	808	302
SATARA	630	243	567	363	254
SINDHUDURG	148	53	134	104	39
SOLAPUR	5382	4121	5047	1454	602
THANE	725	167	442	242	294
WARDHA	1092	659	963	492	201
WASHIM	1541	745	2225	1149	44
YAVATMAL	7566	4021	6296	2580	2002